

TriMode™ Probe Family

P7700 Series TriMode Probes



The P7700 Series TriMode probes provide the highest probe fidelity available for real-time oscilloscopes. In addition, with connectivity innovations such as solder down tips with the probe's input buffer mounted only a few millimeters from the end of the tip, the P7700 series probes provide unmatched usability for connecting to today's most challenging electronic designs.

Key features

- High bandwidth for signal fidelity
 - 20 GHz P7720
 - 16 GHz P7716
 - 13 GHz P7713
 - 8 GHz P7708
- Minimal device impact
 - Thin and flexible solder tips
 - Lightweight and flexible probe cable
 - Active buffer tip design for low probe loading

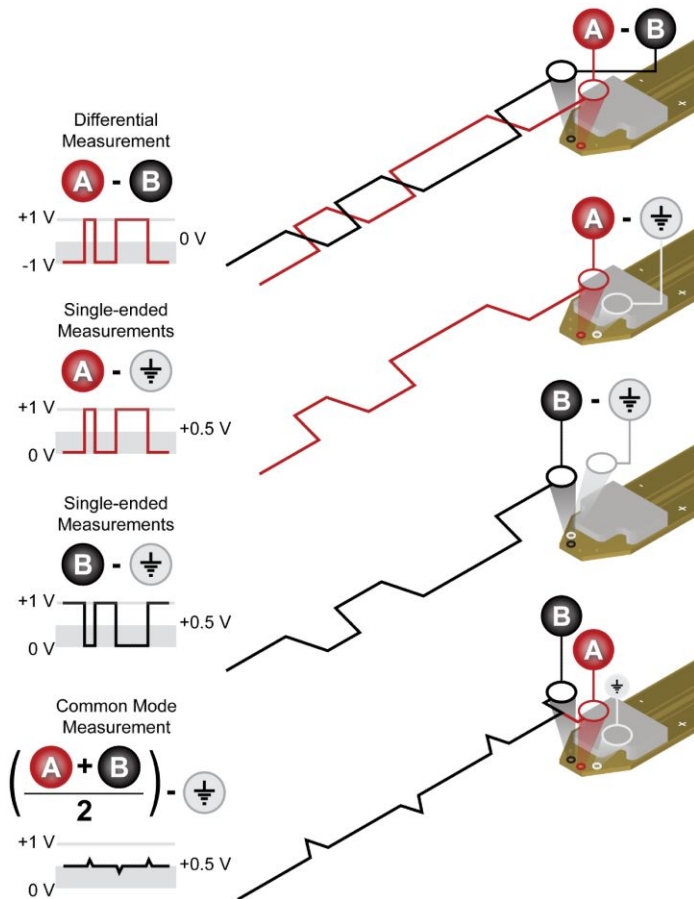
- Easy to connect TekFlex™ Connector technology
 - Pinch-to-Open accessory connector
 - Versatile Connectivity - solder down tips, optional browser for handheld or fixtured probing, and coaxial input (SMA adapter)
 - Full Bandwidth to 20 GHz
 - Probe cable and solder down tips operate over an extended temperature range
- Probe and tip specific S-parameters
 - Full AC calibration of the probe and tip's signal path based upon unique s-parameter models
 - Unique DSP filters created for each probe and tip
- TekConnect® interface for oscilloscope/probe control and usability
 - Direct control via probe buttons or from the oscilloscope's menus
 - Automated control of probe settings via the oscilloscope
 - Automatic recognition of the probe and tip when attached to the oscilloscope

Applications

- DDR/LPDDR memory verification
- High speed serial bus debugging
- MIPI D-PHY/C-PHY/M-PHY conformance tests
- HDMI and DisplayPort compliance tests

P7700 Series TriMode Probes

With TriMode probing one probe setup makes differential, single ended, and common mode measurements accurately. This unique capability allows you to work more effectively and efficiently, switching between differential, single ended and common mode measurements without moving the probe's connection points.



TekFlex connector technology

The P7700 Series TriMode probes use the new TekFlex connector technology that combines a high speed signal path with power and communication support for an active buffer tip in a single, easy to connect accessory connector. The TekFlex connector has a pinch-to-open design that when open requires minimal force to attach an accessory tip. When the TekFlex connector is closed, it provides a secure connection to the accessory to avoid accidental disconnections.

With the TekFlex connector, the P7700 series probes offer a set of active probe tips with the probe's buffer amplifier only millimeters from the input connections. The short signal path enabled with the active tips provides high fidelity and a high impedance input. It also minimizes signal loss, capacitance, and additive noise.



P77STFLXA solder down, flex-circuit accessory with an active buffer amplifier on its tip.



P77STFLXB solder down, flex-circuit accessory provides a probing solution for DDR4 and LPDDR4 electrical validation when used with Nexus XH Series Interposers.



P77STCABL solder down accessory with a long reach, flexible cable combined with an active buffer amplifier on the tip.

Browser accessory for handheld probing


When you need to make a quick measurement or debug a problem, the P7700 series browser accessory provides a simple to use option. With precision engineered tips that are easy to see and position accurately, the P77BRWSR handheld browser accessory enables hand or fixtured probing and is ideal for probing fine pitch components and differential traces with spacing as narrow as 0.2 mm (.008 in).



P77BRWSR handheld browser accessory enables hand or fixtured probing with adjustable tip spacing. Up to 16 GHz bandwidth.

The browser's tips have a full range of compliance and are adjustable in spacing using a convenient thumb wheel. A headlight on the tip enhances visibility of the probe point and can be switched on and off as needed. The browser tips are constructed of high strength BeCu and super-ceramic resistors¹. With 16 GHz bandwidth performance, the P77BRWSR handheld browser accessory enables hand or fixtured probing with signal fidelity and convenience.

¹ Patent pending pin technology



Headlight on P77BRWSR handheld browser accessory enables hand or fixtured probing and enhances visibility of the probe point

Coaxial input (SMA) adapter

RF/coaxial connectors, such as SMA, are often found on test fixtures or on prototype board designs. Attaching a P7700 series probe to these on-board connectors is easy with the SMA adapter. The P77C292MM adapter allows you to connect to 2.92 mm, 3.5 mm or SMA connectors with full bandwidth and low noise. The P77C292MM adapter includes TriMode functionality enabling differential, single ended, and common mode measurements.

For compliance testing of the HDMI and DisplayPort standards, the P77C292MM and P7700 series probes are fully supported in Tektronix' automated measurement suites for these standards. With the P77C292MM adapter attached, a P7700 series probe can provide the DC termination voltage required by HDMI and other high-speed communication standards. The termination voltage can be set manually or automatically using voltage sense circuitry in the P7700 probe and covers a range of ± 4 V.



P77C292MM SMA/2.92mm adapter for connecting to coaxial connectors

Automatic probe and tip identification and AC calibration

The P7700 Series probes automatically identify the accessory connected to the probe. When the probe and tip are attached to an oscilloscope, they are recognized and a unique DSP filter providing a calibrated response is enabled. All calibration and filter calculation is based upon a unique set of s-parameters stored in the probe and tip.

These unique filters also de-embed probe parasitics from the measurement. Creating probe and tip specific filters is critical as bandwidths increase. At high bandwidth, small variations in the signal path can lead to significant variation in frequency response which cannot be corrected using a nominal DSP filter.

The P77BRWSR accessory extends the calibration further. As the spacing of the browser's tips is adjusted, the change in opening is automatically recognized by the probe and oscilloscope. Using the value of the tip spacing, a width specific DSP filter is used to calibrate the probe's response.


The automatic recognition of the probe and tips and the automatic filter selection eliminates the risk of manually selecting the wrong filter and improves your efficiency.

Signal fidelity

You can be confident in the signal fidelity of your measurements. The innovative new probe design uses SiGe technology to provide the bandwidth and fidelity needed today and in the future.

The P7700 Series probe architecture provides:

- An active buffer amplifier on the tips with the solder-in tips' probe input only 3.2 mm from the input
- Excellent step response and low insertion loss up to 20 GHz
- Low-DUT loading with 100 k Ω (DC) and 0.4 pF (AC) performance
- High CMRR
- Low noise



Performance you can count on

Depend upon Tektronix to provide you with performance you can count on. In addition to industry leading service and support, these probes are backed by a one year warranty.

Specifications

Specifications are typical unless noted otherwise.

All specifications apply to all models unless noted otherwise.

	P7720			P7716		P7713	P7708
	P77STFLXA P77STCABL P77C292MM	P77STFLXB	P77BRWSR	P77STFLXA P77STCABL P77C292MM P77BRWSR	P77STFLXB	P77STFLXA P77STFLXB P77STCABL P77C292MM P77BRWSR	P77STFLXA P77STFLXB P77STCABL P77C292MM P77BRWSR
Bandwidth (typical)	20 GHz ²	15 GHz	16 GHz	16 GHz	15 GHz	13 GHz	8 GHz
Rise time (10-90%)	27 ps ³	36 ps	32 ps	32 ps	36 ps	40 ps	55 ps
Rise time (20-80%)	18 ps	24 ps	24 ps	24 ps	24 ps	28 ps	35 ps

Electrical characteristics

Attenuation

Solder-in tips	4x
Browser	10x
Coaxial input (SMA) adapter	0.7x/1.3x/2.7x/5x/10x

Input range

Solder-in tips	Single-ended	Differential
	2.5 V _{pp}	5.0 V _{pp}
Browser	Single-ended	Differential
	6.0 V _{pp}	12.0 V _{pp}
SMA adapter	Single-ended	Differential
	1.2 V _{pp}	2.0 V _{pp}

Operating voltage window

Solder-in tips	±5.25 V
Browser	±10 V
SMA adapter	±4 V

Offset voltage range

Solder-in tips	-4 V to +4 V
Browser	-10 V to +10 V
SMA adapter	-4 V to +4 V

SMA adapter termination voltage range -4 V to +4 V

DC gain accuracy ±2.0%

² Differential and single ended modes only. Bandwidth is 19 GHz in the common mode setting.

³ Rise times in common mode setting: 29 ps (10 - 90%), 19 ps (20 - 80%).

Electrical characteristics

DC input resistance (differential)

Solder-in tips	100 k Ω
Browser	150 k Ω
SMA adapter	100 Ω

Noise

Solder-in tips	< 32 nV/rt-Hz
Browser	< 80 nV/rt-Hz
SMA adapter	< 11 nV/rt-Hz

Low frequency input capacitance (differential, typical)

Solder-in tips	0.4 pF
Browser	0.23 pF @ 50 mil spacing 0.22 pF @ 200 mil spacing

CMRR, typical

DC	34 dB
50 MHz	34 dB
1 GHz	24 dB
10 GHz	14 dB
20 GHz	10 dB

Non-destructive input range, typical

Solder-in tips, Browser	-15 V to +15 V
SMA adapter	-5 V to +5 V

Nominal characteristics

Oscilloscope interface Tekconnect[®]

Accessory connector TekFlex

Cable length 1.3 m (4.3 feet)

Weight

Probe cable and head	3.5 oz
Probe (comp box, cable, head)	9.6 oz

Temperature

Temperature range

Compensation box and browser	Operating: 0 °C to +45 °C (32 °F to 113 °F) Non-Operating: -20 °C to +60 °C (-4 °F to 140 °F)
Cable and solder-in tips	Operating: -35 °C to 85 °C (-31 °F to 185 °F) Non-Operating: -35 °C to 85 °C (-31 °F to 185 °F)
SMA adapter	Operating: -35 °C to 85 °C (-31 °F to 185 °F) Non-Operating: -35 °C to 85 °C (-31 °F to 185 °F)

Compatibility

Compatible oscilloscopes

The P7700 series probes are compatible with the following oscilloscopes running Microsoft Windows 7 and Tekscope firmware version 10.6 or higher:

DPO70000C series

DSA70000C series

MSO70000C series

DPO70000D series

DSA70000D series

DPO70000DX series

MSO70000DX series

MSO70000SX series

Ordering information

P7700 Series TriMode Probes

P7720	20 GHz TriMode probe with TekFlex connector technology
P7716	16 GHz TriMode probe with TekFlex connector technology
P7713	13 GHz TriMode probe with TekFlex connector technology
P7708	8 GHz TriMode probe with TekFlex connector technology

Standard accessories

All probes include the following items: Accessory kit, Manual, Three solder-in tips, Magnetic cable holder for strain relief, Certificate of traceable calibration, Calibration data report, One-year warranty

Service options

Opt. C3	Calibration Service 3 Years
Opt. C5	Calibration Service 5 Years
Opt. D3	Calibration Data Report 3 Years (with Opt. C3)
Opt. D5	Calibration Data Report 5 Years (with Opt. C5)
Opt. G3	Complete Care 3 Years (includes loaner, scheduled calibration, and more)
Opt. G5	Complete Care 5 Years (includes loaner, scheduled calibration, and more)
Opt. R3	Repair Service 3 Years (including warranty)
Opt. R3DW	Repair Service Coverage 3 Years (includes product warranty period). 3-year period starts at time of instrument purchase
Opt. R5	Repair Service 5 Years (including warranty)
Opt. R5DW	Repair Service Coverage 5 Years (includes product warranty period). 5-year period starts at time of instrument purchase

Probe bandwidth upgrades

As the frequencies of your test signals increase, the performance of your probes can increase too. The bandwidth of the P7700 series probes is fully upgradeable. For example, if you purchase an 8 GHz probe today, you can upgrade it to a higher bandwidth, up to 20 GHz, in the future at a fraction of the cost of purchasing a new probe.







Bandwidth upgrade	Model number	Description/specification
8 GHz to 13 GHz	P77BW8T13	P7708 (8 GHz) to P7713 (13 GHz) probe upgrade
8 GHz to 16 GHz	P77BW8T16	P7708 (8 GHz) to P7716 (16 GHz) probe upgrade
13 GHz to 16 GHz	P77BW13T16	P7713 (13 GHz) to P7716 (16 GHz) probe upgrade
8 GHz to 20 GHz	P77BW8T20	P7708 (8 GHz) to P7720 (20 GHz) probe upgrade
13 GHz to 20 GHz	P77BW13T20	P7713 (13 GHz) to P7720 (20 GHz) probe upgrade
16 GHz to 20 GHz	P77BW16T20	P7716 (16 GHz) to P7720 (20 GHz) probe upgrade

The upgrade of the probe bandwidth is performed in a Tektronix service center.

Recommended accessories

P77STFLXA	Active, solder-in tip with TekFlex connector technology, 20 GHz (5 tips/kit) ⁴
P77STFLXB	Active, 75 Ω solder-in tip with TekFlex connector technology for DDR4/LPDDR4 electrical validation, 15 GHz (5 tips/kit) ⁵
P77STCABL	Active, coaxial cable based, solder-in tip with TekFlex connector technology, 20 GHz
P77BRWSR	Browser accessory with TekFlex connector technology, 16 GHz
P77C292MM	SMA Coaxial adapter with TekFlex connector technology, 20 GHz
090010302	DC probe calibration fixture
P77DESKEW	Deskew fixture ⁶
407-6019-xx	Probe adapter to attach the browser to the PPM203B articulated arm/positioner






Replacement parts

Tektronix part number	Description	
020-3162-xx		Replacement tip for browser accessory
020-3160-xx		Browser pen wand
020-3161-xx		Browser hands-free tripod
121-1003-xx		Magnetic cable holder
129-1867-xx		Large metal cable band
129-1857-xx		Small metal cable band

⁴ Each probe ships with three of these solder-in tips as standard accessories.

⁵ For use with Nexus Technology XH Series Interposers.

⁶ Deskew fixture instructions can be downloaded from www.tek.com/downloads; search for P77DESKEW.

Tektronix part number	Description	
020-3163-xx		Browser adapters
196-3436-xx		Browser ground lead
016-1948-xx		Color bands
017-0103-xx		38 AWG wire spool
020-3167-xx		Double-sided adhesive tape



Tektronix is registered to ISO 9001 and ISO 14001 by SRI Quality System Registrar.

ASEAN / Australasia (65) 6356 3900
Belgium 00800 2255 4835*
Central East Europe and the Baltics +41 52 675 3777
Finland +41 52 675 3777
Hong Kong 400 820 5835
Japan 81 (3) 6714 3086
Middle East, Asia, and North Africa +41 52 675 3777
People's Republic of China 400 820 5835
Republic of Korea +822 6917 5084, 822 6917 5080
Spain 00800 2255 4835*
Taiwan 886 (2) 2656 6688

Austria 00800 2255 4835*
Brazil +55 (11) 3759 7627
Central Europe & Greece +41 52 675 3777
France 00800 2255 4835*
India 000 800 650 1835
Luxembourg +41 52 675 3777
The Netherlands 00800 2255 4835*
Poland +41 52 675 3777
Russia & CIS +7 (495) 6647564
Sweden 00800 2255 4835*
United Kingdom & Ireland 00800 2255 4835*

Balkans, Israel, South Africa and other ISE Countries +41 52 675 3777
Canada 1 800 833 9200
Denmark +45 80 88 1401
Germany 00800 2255 4835*
Italy 00800 2255 4835*
Mexico, Central/South America & Caribbean 52 (55) 56 04 50 90
Norway 800 16098
Portugal 80 08 12370
South Africa +41 52 675 3777
Switzerland 00800 2255 4835*
USA 1 800 833 9200

* European toll-free number. If not accessible, call: +41 52 675 3777

For Further Information. Tektronix maintains a comprehensive, constantly expanding collection of application notes, technical briefs and other resources to help engineers working on the cutting edge of technology. Please visit www.tek.com.

Copyright © Tektronix, Inc. All rights reserved. Tektronix products are covered by U.S. and foreign patents, issued and pending. Information in this publication supersedes that in all previously published material. Specification and price change privileges reserved. TEKTRONIX and TEK are registered trademarks of Tektronix, Inc. All other trade names referenced are the service marks, trademarks, or registered trademarks of their respective companies.



02 Jul 2020 51W-60283-7

www.tek.com

Tektronix®

CalPlus GmbH
Zentrale Berlin
Heerstraße 32 • 14052 Berlin
Tel.: 030 214982-0 • Fax: 030 214982-50
office@calplus.de • www.calplus.de

CalPlus GmbH
Niederlassung ScopeShop
Normannenweg 30 • 20537 Hamburg
Tel.: 040 3039595-0 • Fax: 040 3039595-50
scopeshop@calplus.de • www.calplus.de